

2007 SUBARU
IMPREZA




THINK

WHAT MAKES A SUBARU, A SUBARU?

It is a heritage of innovation and gripping performance. A dedication to keeping you safe, with the control to help avoid an accident and the protection to survive one. A commitment to building smart and efficient vehicles that fit your life. In designing a sports car that is an extension of the driver, we remain focused on these ideals. Because we never stop thinking of vehicles that go beyond your expectations.



Impreza WRX Limited Sedan shown in Urban Gray Metallic.



INSTRUMENTATION Essential to being one with the vehicle is knowing exactly what your car is doing at all times. The Impreza WRX driving experience is enhanced with sport-design gauges that are well-lit and clearly marked. The tachometer is positioned dead center so that you can upshift at the ideal moment with just a glance down at the gauges.

AUXILIARY AUDIO JACK FOR MEDIA PLAYERS Available on Impreza, you can keep your personal playlists handy accessible with the new auxiliary audio jack, which will accommodate your iPod® or virtually any portable media player. Just plug it in and your tunes will flow through the speakers.

SIRIUS SATELLITE RADIO Listen to rock, jazz, classical or any other channel, without signal loss and in digital-quality sound, wherever your journey may take you. Most Impreza models come prewired for SIRIUS Satellite Radio that provides 100% commercial-free music and other programming with additional equipment and your paid subscription.

The Subaru IMPREZA Let your adrenaline surge.

It is exhilaration, intensified. It is the thrilling jolt of unadulterated performance. It's the control and traction advantage of Subaru Symmetrical All-Wheel Drive, the balance of the SUBARU BOXER engine, and the laser-sharp responses of a 4-wheel independent suspension tested and tuned in the heat of World Rally Championships. Ready for the inside line?

IMPREZA 2.5i AND 2.5i SPECIAL EDITION | Sedan and Sport Wagon

Style elevates versatility and fun-to-drive. And with a 173-horsepower engine, you won't miss a moment of the action. The Special Edition sedan¹ gives you the comfort and convenience of a power moonroof, a premium audio system and automatic climate control.

IMPREZA OUTBACK SPORT AND OUTBACK SPORT SPECIAL EDITION | Sport Wagon

Impreza spirit infused with rugged versatility. Get up to 61.6 cu. ft. of cargo space and a raised suspension for composure over rough roads. The Special Edition also provides standard installed equipment to receive SIRIUS™ Satellite Radio feed.²

IMPREZA WRX TR | Sedan

It's tuner-ready and just waiting to be customized. And it delivers pure WRX thrills with 224 turbocharged horsepower and 17" alloys.

IMPREZA WRX | Sedan and Sport Wagon

Add fog lights and the convenience of automatic climate control and 6-disc in-dash CD changer.

IMPREZA WRX LIMITED | Sedan and Sport Wagon

Enhanced with the luxury of heated front seats, a moonroof and leather-trimmed upholstery.



IMPREZA WRX STI | Sedan

Performance takes an unapologetic stand with 293 horsepower, 17" BBS® wheels, Brembo® brakes, Driver Controlled Center Differential (DCCD), HID headlights and a dual plane rear spoiler.

IMPREZA WRX STI LIMITED | Sedan

Exhilaration, with a healthy dose of refinement. It's everything that the STI is, but with the comfort of leather, a power moonroof and heated front seats. Be one of only 800 to experience it.

¹ See your dealer for availability. ² Required monthly subscription sold separately. See your dealer.



FEEL

Elation can't be found on any map.

But it is around every corner.

INTERIOR | VERSATILITY

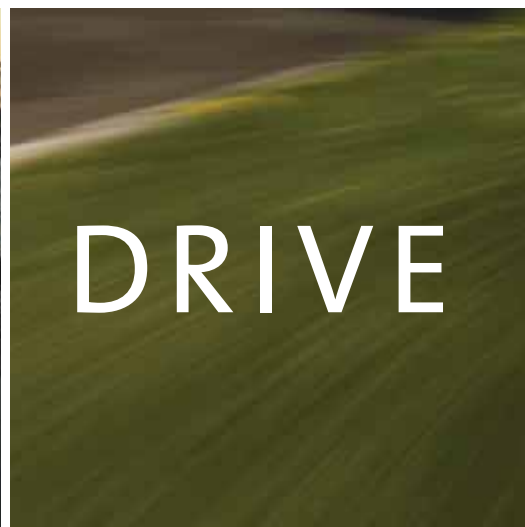
Step inside the Impreza to find an environment designed for optimal concentration on the curves of the road. The race-inspired front seats hold you in during high-speed cornering with their substantial bolsters and side supports. With its multipurpose interior, you can focus on driving without giving up the flexibility you need for everyday use. And all secondary controls are logically arranged and within easy reach, so that your concentration can remain on finding the line, not finding the dial.




61.6 CU. FT. OF STORAGE SPACE The cargo areas of the Impreza and Outback Sport Wagons offer up to 27.9 cu. ft. of space when both rear seats are in use, or 61.6 cu. ft. when the seats are down. You can also recline the front-passenger seat flat for even greater versatility.

60/40 SECOND ROW Lower one of the 60/40-split seatbacks of the wagon for flexible seating and cargo capability, or lower both to make full use of the storage space.





Impreza 2.5i Sport Wagon shown in Crystal Gray Metallic.



WORLD RALLY CHAMPIONSHIPS

The scorching desert. The frozen tundra. Terrain that spits at asphalt. An all-out, brutal flog through some of the most punishing environments in the world. It's a harsh test of the driver's mettle, to say nothing of the capability and endurance of the vehicle. In the 17 years since Subaru first entered the WRC, it has remained a dominant force in the series, boasting numerous championships. The knowledge, analysis and passion derived from these experiences go into the development of every Subaru. Racing is in our blood. Winning is part of our DNA.

SUBARU RALLY TEAM USA Subaru is world-renowned in the World Rally Championship, and Subaru of America, Inc., is committed to the growth of rally racing and its popularity in the United States by providing support for rally privateers as well as a dynamic factory effort with Subaru Rally Team USA. Since 2001, SRT USA has earned both the drivers' and manufacturers' championships in the SCCA ProRally

series. In 2006, SRT USA will again challenge for a national title in the Rally America National Championship under the leadership of Supercross and Motocross Champion, multitime X Games gold medallist, and up-and-coming rally star Travis Pastrana. Already off to a rousing start, Pastrana has taken his first win in the 2006 Rim of the World Rally aboard his world-class 2006 Subaru Impreza WRX.



CONFIDENCE

TO DRIVE LIKE YOU MEAN IT.

The sharpness and agility that characterize the Impreza experience are exactly what help keep you safe. Because trademark innovations like our standard Subaru Symmetrical All-Wheel Drive and boxer engine not only give you traction and stability for active driving, but also active safety to help steer clear of an accident altogether. With advancements to protect you in an unavoidable collision, it's the kind of safety that lets you tackle the curves with confidence. **It's what makes a Subaru, a Subaru.**

Every Subaru was designed to achieve the highest crash test scores in its class. But to help keep you from having to test it out yourself, we engineered the Impreza to provide stability, control and agile handling characteristics. Then we equipped it with active safety features that help you

to negotiate an unexpected situation. In the event of an impact, its numerous passive safety systems help to minimize the results of the encounter. It all adds up to a multidimensional approach to safety that results not only from selected features, but every aspect of the vehicle.

Highest possible crash-test ratings.¹

- Insurance Institute for Highway Safety (IIHS)

¹ Ratings based on Insurance Institute for Highway Safety 40-mile-per hour frontal crash test, 31-mile-per hour side-impact test, and 20-mile-per hour rear-impact test. For more information, contact the Insurance Institute for Highway Safety or visit their website at www.iihs.org.



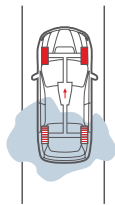
Subaru Symmetrical All-Wheel Drive

S-curves. Hairpins. Banked on-ramps. The chicane. The long straightaway. To tackle it all with the enthusiasm they deserve, you need to know that the rubber will adhere to the road, no matter what your drive may hold. The unique Subaru Symmetrical All-Wheel Drive system delivers traction that you can depend on. Its ideal balance helps to ensure stability and poise. And its efficiency at transmitting power ensures greater grip and quick response to slippage. Providing you with better handling in slick conditions, and intensified performance in any condition. It's a system that puts you in control of the road, and possibly your well-being.

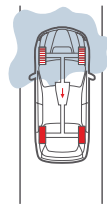
MORE PREDICTABLE TRACTION

IT'S WHAT MAKES A SUBARU, A SUBARU.


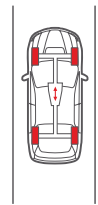
CONTINUOUS AWD In models with the 5-speed manual transmission, power is normally split 50/50 between the front and rear wheels. Should wheel slippage occur, the viscous-center locking differential automatically helps transfer power away from the wheels experiencing slip to the wheels with the most traction.



ACTIVE AWD Paired with the available 4-speed automatic transmission, the Active AWD system features an electronically managed continuously variable multiplate transfer clutch. This system monitors parameters such as wheel slippage and vehicle speed, actively seeking to adjust power to the front or rear wheels with the most traction.



VTD AWD The Variable Torque Distribution (VTD) system of the WRX Limited with the 4-speed automatic transmission normally splits power 45% front and 55% rear to deliver a sporty feel. With a planetary-type center differential, VTD electronically apportions torque for maximum grip. It also features a viscous-type limited-slip rear differential.



CONTROL

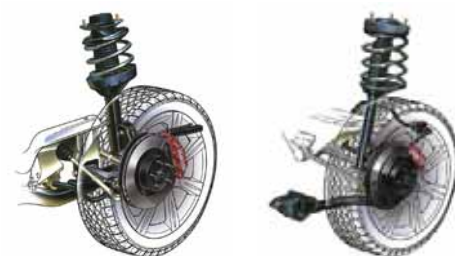
More than three decades since Subaru adapted all-wheel drive (AWD) into the lineup, we continue to set the standard with our trademark Subaru Symmetrical AWD. With its balanced layout, power flows directly from the engine to all four wheels for more immediate acceleration and efficient response to any slippage. AWD also helps you maintain better overall control of your Impreza with greater composure turning in to and accelerating away from the apex. More stability. Enhanced safety. Maximum adhesion. A pure rush.



Impreza WRX STI Sedan shown in WR Blue Pearl.

SUSPENSION Years of insight gained from intense World Rally Championships coupled with the rigors of real-world driving went into the development of the sport-tuned 4-wheel independent suspension. The result is the responsiveness and communicative nature of a precision-tuned vehicle. Impeccable road manners, with more than enough verve to take on the curves.

BODY STRENGTH The Impreza is built on an extremely rigid platform, which not only aids its considerable handling abilities, but also provides a solid, smooth, quiet ride.



MASTERY OF MOTION The thrill of driving transcends mere horsepower. It's in piloting a car that feels like a telepathic expression of the driver's will. One that exhibits quick reflexes and unfazed predictability. That's why every chassis component of the Impreza, with its precise rack-and-pinion steering, rally-inspired rigid and lightweight body structure, 4-wheel disc brakes, and independent suspension, is engineered to perform like it's a telepathic expression of your will.

Subaru Boxer Engine It's what makes a Subaru, a Subaru.

Press the accelerator to get outstanding power, along with a healthy dose of innovation. At the heart of the Impreza is our legendary SUBARU BOXER engine, with pistons laid flat in horizontal opposition. Used in every Subaru, this design

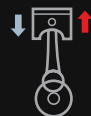
lowers the center of gravity, promoting precise handling and enhanced stability, while increasing durability and reducing vibration. It's the force that gives you greater control, and greater safety.



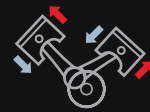
LESS VIBRATION The 180-degree boxer engine layout allows the pistons to move in exact horizontal opposition, effectively negating the vibrations of the opposing pistons. Its smoothness not only sweetens power delivery, it also helps increase longevity.



SUBARU BOXER ENGINE

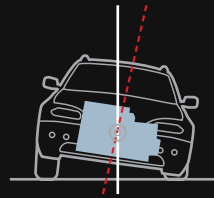
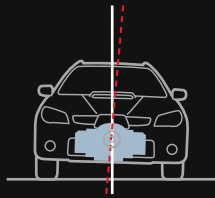


INLINE ENGINE



V-TYPE ENGINE

GREATER STABILITY The SUBARU BOXER engine's lightweight, compact design lowers the vehicle center of gravity. Providing more stable handling characteristics to better keep the car along its intended path, especially when changing direction quickly.





SUBARU BOXER ENGINE | TRANSMISSION

Impreza engines are constructed of aluminum alloy for reduced weight, which helps quicken acceleration and handling. Enhanced with i-Active Valve Lift System in the 2.5i and Outback Sport, and Active Valve Control System in the WRX and WRX STI, for increased horsepower and a broader torque curve creating a virtually seamless supply of power. And they use Electronic Throttle Control (ETC) for a more precise and immediate response to the nuances of your right foot. It all works together to deliver exceptional power, along with proven reliability and durability.



MANUAL TRANSMISSION For those who prefer to row their own gears. Both the 5-speed of the 2.5i, Outback Sport and WRX, and the close-ratio 6-speed transmission of the WRX STI are fully synchronized to deliver smooth and precise shifts. The short-throw shifter of the WRX STI is engineered to produce fluid, positive engagement.

AUTOMATIC TRANSMISSION The electronic direct-control 4-speed automatic unit provides seamless shifts under a variety of driving conditions. The convenient automatic transmission is optional on most Impreza models.

2.5i AND OUTBACK SPORT The aluminum-alloy 2.5-liter 4-cylinder engine utilizes a computer-controlled i-Active Valve Lift System that brews up 173 horsepower, and delivers a broader torque curve for seamless power. And it gets up to 22/29 mpg in city/highway driving.

WRX With a hood scoop to aid air intake to the intercooler, the turbocharged 2.5-liter engine of the WRX delivers 224 potent horsepower. Peak torque of 226 lb-ft is reached at a low 3,600 rpm, thanks to the Active Valve Control System increasing overall breathability for more power throughout the rev range.

IMPREZA WRX STI

NO APOLOGIES. NO COMPROMISE. Every piece of engineering is dedicated to enhancing the performance potential. Consider its performance-driven Symmetrical AWD system—the Driver Controlled Center Differential (DCCD) that puts you at the helm of traction. Ride it on a race-tuned 4-wheel independent suspension with inverted struts and 17" BBS® wheels halted by mighty Brembo® ventilated disc brakes. With unwaveringly bold technology to increase speed, agility and strength, the WRX STI takes the intensity of ultra high-performance rally driving and replicates it for on-road use. Extreme? Unrelentingly.

IMPREZA WRX STI LIMITED

STI, POLISHED. It's every bit as sharp, pushed by the same flat-four 2.5-liter boxer engine with an intercooled, high-boost turbocharger pushing 14.5 psi of maximum boost that flat-out charges with 293 horsepower and 290 lb-ft of torque. You can have all of the performance potential and equipment of the STI, only now you can enjoy it all from the comfort of the heated leather-trimmed front seats with the power moonroof wide open. Only 800 will ever be made, luring the enthusiast with its sophisticated style. With its refined interior and sleeker exterior, it's civilized, not compromised.



Impreza WRX STI Sedan shown in WR Blue Pearl with accessory SPT® performance exhaust system.

Impreza WRX STI Limited Sedan shown in Satin White Pearl.

STI FEATURES

- STI-design bodywork
- 17" 10-spoke BBS aluminum-alloy wheels
- Brembo brakes with gold calipers
- Super Sport ABS
- HID headlamps with DRLs
- Driver Controlled Center Differential (DCCD) All-Wheel Drive
- STI exhaust system
- Intercooler water-spray control
- Helical-type front and Torsen® rear limited-slip differentials
- STI-design front seats with Blue Alcantara® upholstery



DCCD You can manipulate the front/rear torque split to create specific dynamics or match driving conditions. Or put the AWD in automatic mode for automatic adjustment of the center diff.

STI LIMITED FEATURES

- Black front and body-color trunk-lip spoilers
- 17" 10-spoke aluminum-alloy wheels
- Brembo brakes with black calipers
- Projector-beam fog lights
- Heated driver's and front-passenger seats
- Power tilt/sliding-glass moonroof
- Anthracite Black leather-trimmed upholstery with embroidered STI logos
- Auto-dimming rearview mirror with compass
- Limited edition individually numbered plaque





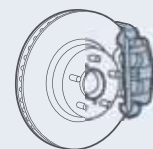
UNCOMPROMISING SAFETY

Impreza 2.5i Sedan shown in Urban Gray Metallic.

ACTIVE SAFETY Our approach to keeping you safe only begins with the traction of Subaru Symmetrical AWD and responsive handling combining to keep you in control. These inherent advantages are supported by a comprehensive array of features to help you in an emergency. To help avoid an impending accident, 4-wheel antilock disc brakes (ABS) are enhanced with Electronic Brake-force Distribution (EBD) to maximize stopping power sooner. At Subaru, every innovation is designed with your protection in mind.

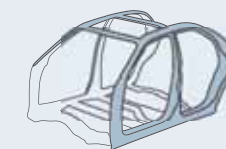


CONTROL Standard full-time AWD automatically adjusts power front and rear, helping to maintain greater traction, no matter what the road surface or the weather has in store, helping you to maintain better control of your Impreza.

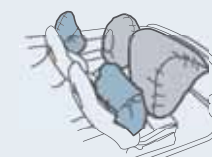


ADVANCED BRAKES Working in conjunction with the 4-wheel antilock braking system (ABS), Electronic Brake-force Distribution (EBD) maximizes stopping power by optimally apportioning braking force front to rear under heavy braking.

PASSIVE SAFETY Subaru innovations not only help you avoid a collision. They help you and your passengers survive one, thanks to features like seat belts with front pretensioners and load limiters, side-impact beams and a Ring-Shaped Reinforcement Frame around the cabin to help dissipate the impact of a crash. Active front-seat head restraints help reduce the chances of whiplash.¹ And an extensive array of air bags helps offer protection from the front and sides.² Together, they help the Impreza achieve the highest possible results in IIHS crash safety testing.³



REINFORCED CONSTRUCTION Engineered for exceptional strength to help maintain the integrity of the cabin structure, the innovative Subaru ring-shaped reinforcements around the passenger compartment also help dissipate crash-impact energy away from occupants.



IMPACT PROTECTION Designed to help protect both your head and torso, these air bags help provide the best protection no matter what the seat position is. And in the event of a rear-end collision, the available active front-seat head restraints provide another layer of protection by automatically moving forward to cradle your head to help minimize the possibility of whiplash.

¹ Available on 2.5i, Outback Sport and WRX TR models only. ² Always wear seat belts. Children should be properly restrained in the rear seat.
³ Ratings based on Insurance Institute for Highway Safety 40-mile-per hour frontal crash test, 31-mile-per hour side-impact test, and 20-mile-per hour rear-impact test. For more information, contact the Insurance Institute for Highway Safety or visit their website at www.iihs.org.



Impreza Outback Sport Wagon shown in Evergreen Metallic/Urban Gray Metallic



Accessories

Outfit your Subaru to be as unique as your adventures. Backed by a 3-year/36,000-mile limited warranty,¹ Genuine Subaru Accessories give you the ability to take everything—and anything—you need.

Outback Sport shown in Newport Blue Pearl/Urban Gray Metallic.



AUTO-DIMMING MIRROR WITH COMPASS/HOMELINK® Mirror darkens when headlights are detected from the rear of the vehicle. Includes electronic compass and three integrated HomeLink buttons.

SUBWOOFER/AMPLIFIER Mounted under driver's seat. Adds 120 watts of power, and delivers deep, rich bass sound you not only hear but feel.

KAYAK CARRIER Cradles and helps protect most kayak types. Carrier (shown above) includes straps with padded buckles.



STI SHORT-THROW SHIFTER Significantly reduces shift throw lengths for crisper shifts and sportier driving. STI shifter assembly completely replaces stock shifter assembly for clean installation. Available for both 5- and 6-speed transmission models.

TURBO BOOST GAUGE Illuminated turbo boost gauge mounts conveniently to side of steering column.

AVAILABLE ACCESSORIES

- Heavy-duty Roof Cargo Basket
- Moonroof Air Deflector
- Auto-dimming Mirror with Compass
- Aero Crossbar Kit
- Roof-mounted Bike Attachment (single)
- Kayak Carrier
- Ski Attachment (6 pair)
- Center Console Armrest Extension
- Fog Lights
- Trailer Hitch
- Upgraded Speakers
- Tweeter Kit
- Cargo-area Nets
- SIRIUS™ Satellite Radio
- Severe Weather Companion
- Cargo-area Spotlight
- Security System Shock Sensor
- Subwoofer/Amplifier
- Car Cover
- All-weather Floor Mats
- Hood Protector
- Splash Guards
- Rear Bumper Cover
- Wheel Locks
- Battery Warmer
- Engine Block Heater

PERFORMANCE ACCESSORIES

- SPT High-flow Air Intake System
- SPT Heat Shield
- SPT Cat-back exhaust system
- SPT Oil Cap
- SPT Battery Hold-down
- 17" BBS® forged alloy wheels
- STI Sway Bars
- STI Suspension Bushings
- MOMO® Shift Knobs

For a complete list of available accessories, log on to www.subaru.com



Ownership Benefits

Enjoying your Subaru for years to come—that's the promise of our comprehensive warranties and roadside assistance program. It's a fact attested by the 96% of Subaru vehicles sold in the past 10 years that are still on the road today.¹ It's the confidence you feel when you get behind the wheel.

NEW CAR LIMITED WARRANTY

3 years or 36,000 miles, whichever comes first.

POWERTRAIN LIMITED WARRANTY

5 years or 60,000 miles, whichever comes first.

WEAR ITEM LIMITED WARRANTY

3 years or 36,000 miles, whichever comes first.

RUST PERFORATION LIMITED WARRANTY

5 years, unlimited mileage.

THE SUBARU ROADSIDE ASSISTANCE PROGRAM covers all 2007 Subaru vehicles during the first 3 years or 36,000 miles, whichever comes first. By calling the toll-free number in the Owner's Information Kit, Subaru owners can take advantage of any of the following benefits:

24-hour Roadside Assistance, seven days a week, 365 days a year, throughout the United States.

Emergency Towing Service to the nearest authorized Subaru dealer.

Emergency Roadside Assistance for jump starts, gasoline (up to two gallons), flat tire change, emergency lockout service (lost key or key is locked in the vehicle) and emergency fluid replacement.

SUBARU ADDED SECURITY® could be the most important option you choose. Protect your investment with a Subaru Added Security extended service contract—the **only** one backed by Subaru of America, Inc. Ask your salesperson for coverage details and assistance in selecting the plan that's best for you, up to 7 years or 100,000 miles.

SUBARU.COM begins your Subaru experience. Here, you can find extensive information, including specs, photos and reviews. Build your own Subaru, locate dealers and schedule a test drive. After your purchase, activate your free My.Subaru site, where Subaru owners can track their vehicle's service history, schedule service appointments, receive special offers exclusive to My.Subaru members and much more.

For complete warranty and program information, including coverage and exclusions, see your Subaru dealer.
¹ Based on R. L. Polk & Co. vehicle registration statistics for period ending 7/31/05.

¹ Accessories backed by 3-year/36,000-mile New Car Limited Warranty when installed at time of vehicle purchase. For complete details on warranty coverage and exclusions, see your Subaru dealer or log on to www.subaru.com.

Colors

Paint




Crystal Gray Metallic



Garnet Red Pearl



Newport Blue Pearl



Anthracite Black Cloth



Desert Beige Tricot




Obsidian Black Pearl



Satin White Pearl



Urban Gray Metallic



Graphite Gray Tricot



Blue Alcantara®



WR Blue Pearl



Evergreen Metallic/
Urban Gray Metallic



Garnet Red Pearl/
Urban Gray Metallic



Anthracite Black Leather



Desert Beige Leather



Newport Blue Pearl/
Urban Gray Metallic



Obsidian Black Pearl/
Urban Gray Metallic



Urban Gray Metallic/
Crystal Gray Metallic



Anthracite Black Cloth



Desert Beige Leather

IMPREZA

Color Combinations

PAINT	UPHOLSTERY	2.5i SEDAN AND SPORT WAGON	WRX TR SEDAN	WRX SEDAN AND SPORT WAGON	WRX LIMITED SEDAN AND SPORT WAGON	WRX STI SEDAN	WRX STI LIMITED SEDAN	OUTBACK SPORT AND OUTBACK SPORT SPECIAL EDITION WAGONS		
		Anthracite Black Cloth	Anthracite Black Cloth	Anthracite Black Cloth	Anthracite Black Leather	Desert Beige Leather	Blue Alcantara	Anthracite Black Leather	Desert Beige Tricot	Graphite Gray Tricot
Crystal Gray Metallic		●	●	●	●	●	-	-	-	-
Garnet Red Pearl		●	●	●	-	●	-	-	-	-
Newport Blue Pearl		●	-	-	-	-	-	-	-	-
Obsidian Black Pearl		●	●	●	-	●	-	-	-	-
Satin White Pearl		●	●	●	-	●	●	-	-	-
Urban Gray Metallic		●	●	●	●	●	●	-	-	-
WR Blue Pearl		-	●	●	●	●	-	-	-	-
Evergreen Metallic/Urban Gray Metallic		-	-	-	-	-	-	●	-	-
Garnet Red Pearl/Urban Gray Metallic		-	-	-	-	-	-	●	-	-
Newport Blue Pearl/Urban Gray Metallic		-	-	-	-	-	-	-	-	●
Obsidian Black Pearl/Urban Gray Metallic		-	-	-	-	-	-	●	-	-
Urban Gray Metallic/Crystal Gray Metallic		-	-	-	-	-	-	-	-	●

● Available - Not available

Upholstery

Impreza Specifications

ENGINE AND DRIVETRAIN	IMPREZA 2.5i AND 2.5i SPECIAL EDITION SEDAN/ 2.5i SPORT WAGON	OUTBACK SPORT WAGONS	IMPREZA WRX TR SEDAN	IMPREZA WRX AND WRX LIMITED SEDAN AND SPORT WAGON	IMPREZA WRX STI AND WRX STI LIMITED SEDAN
	Engine	2.5-liter SOHC aluminum-alloy 16-valve horizontally opposed SUBARU BOXER engine with i-Active Valve Lift System. Platinum-tipped spark plugs.		2.5-liter DOHC intercooled, turbocharged aluminum-alloy 16-valve 4-cylinder horizontally opposed SUBARU BOXER engine with Active Valve Control System. Iridium-tipped spark plugs.	
Power ¹	173 hp @ 6,000 rpm		224 hp @ 5,600 rpm		293 hp @ 6,000 rpm
Torque ¹	166 lb-ft @ 4,400 rpm		226 lb-ft @ 3,600 rpm		290 lb-ft @ 4,400 rpm
Compression ratio	10.0:1		8.4:1		8.2:1
Bore and stroke	99.5 x 79.0 mm				
Intake system	Aluminum-alloy intake manifold		Aluminum-alloy intake manifold. Turbo-charger with intercooler. Maximum boost pressure: 11.6 psi.		Aluminum-alloy intake manifold. High-boost turbocharger with large-capacity intercooler. Driver-controlled intercooler water-spray. Maximum boost pressure: 14.5 psi.
Fuel and ignition system	Sequential multiport fuel injection. Electronic Throttle Control (ETC). Engine management with integrated self-diagnostics and adaptive driving habits capability. Distributorless electronic ignition – 2.5i and Outback Sport models. Direct ignition – WRX and WRX STI models.				
Manual transmission	Standard fully synchronized 5-speed manual		Standard fully synchronized 5-speed manual		Standard fully synchronized close-ratio 6-speed manual
Automatic transmission	Optional 4-speed electronic direct-control automatic		WRX Limited: Optional 4-speed electronically controlled automatic		Not available
Emissions	Certified Low Emission Vehicle (LEV2 LEV)		Certified Low Emission Vehicle (LEV2 LEV)		Certified Low Emission Vehicle (LEV2 LEV)

FUEL

Fuel economy (city/highway)	Manual: 22/29 mpg Automatic: 23/28 mpg	Manual: 20/27 mpg Automatic: 21/26 mpg	Manual: 19/25 mpg Automatic: N/A
Fuel requirement	Unleaded gasoline (87 octane)	Premium unleaded gasoline (91 octane) recommended	Premium unleaded gasoline (91 octane) recommended

SYMMETRICAL ALL-WHEEL DRIVE

Continuous All-Wheel Drive	2.5i, Outback Sport and WRX models equipped with 5-speed manual transmission utilize a viscous-type locking center differential with torque distribution normally configured at a 50/50-split front-to-rear. If wheel speed differs between front and rear axles, the system helps distribute power to the wheels with the most traction. WRX models feature a viscous-type limited-slip rear differential.
Active All-Wheel Drive	2.5i and Outback Sport models equipped with 4-speed automatic transmission utilize an electronically controlled variable transfer clutch to distribute power to where traction is needed. Sensors monitor parameters such as wheel slippage, throttle position and braking to help determine torque distribution and direct it to the wheels with optimum traction.
Variable Torque Distribution (VTD) All-Wheel Drive	WRX models equipped with 4-speed automatic transmission utilize an electronically controlled variable transfer clutch in conjunction with a planetary-type center differential. Torque distribution is normally configured at a performance-oriented rear-wheel-biased 45/55 split front-to-rear. Sensors monitor parameters such as wheel slippage, throttle position and braking to help determine torque distribution and direct it to the wheels with optimum traction. WRX models feature a viscous-type limited-slip rear differential.
Driver Controlled Center Differential (DCCD) All-Wheel Drive	Exclusive to WRX STI models, Driver Controlled Center Differential (DCCD) All-Wheel Drive, featuring both manual and automatic modes, uses an electronically managed multiplate transfer clutch and a mechanical limited-slip differential in conjunction with a planetary-gear-type center differential to control power distribution between the front and rear wheels. Normally, DCCD splits power 41% front and 59% rear. Sensors monitor parameters such as wheel slippage, steering angle, throttle position and braking to help determine torque distribution and direct it to the wheels with optimum traction. DCCD also features a helical-type limited-slip front differential and a Torsen® limited-slip rear differential.

CHASSIS

Steering	Engine-speed-sensing variable power-assisted rack-and-pinion. Turns lock-to-lock: 2.5i Sedans, 2.5i Sport Wagon and Outback Sport: 3.0. WRX Sedans and Sport Wagons: 2.7. Turning circle: 35.4 ft. (2.5i Sport Wagon: 33.5 ft.).	Engine-speed-sensing quick-ratio variable power-assisted rack-and-pinion. Turns lock-to-lock: 2.6. Turning circle: 37.4 ft.	
Suspension	2.5i and WRX: Sport-tuned 4-wheel independent suspension. Front: Strut-type with lower L-arm. Rear: Strut-type with parallel and lateral links. Front and rear stabilizer bars. Outback Sport: 4-wheel independent heavy-duty raised suspension. Front: Strut-type with lower L-arm. Rear: Strut-type with parallel and lateral links. Front and rear stabilizer bars.	WRX STI: High-performance sport-tuned 4-wheel independent suspension. Front: Inverted-strut-type with aluminum-alloy lower L-arm. Rear: Inverted-strut-type with parallel and aluminum-alloy lateral links. Front and rear stabilizer bars.	
Brakes	4-wheel disc, ventilated front. Dual-piston front and single-piston rear calipers. 4-channel, 4-sensor ABS with Electronic Brake-force Distribution (EBD)	4-wheel disc, ventilated front and rear. 4-piston front and dual-piston rear calipers. 4-channel, 4-sensor ABS with Electronic Brake-force Distribution (EBD)	Brembo® performance brake system. 4-wheel disc, ventilated front and rear. 4-piston front and dual-piston rear calipers. 4-channel, 4-sensor Super Sport ABS with Electronic Brake-force Distribution (EBD)
Brake discs	Front: 10.8 in./Rear: 10.3 in.	Front: 11.5 in./Rear: 11.3 in.	Front: 12.7 in./Rear: 12.3 in.

WHEELS AND TIRES

Wheels	16 x 6.5-inch 5-spoke aluminum-alloy (7-spoke on Outback Sport). Silver finish.	17 x 6.5-inch 7-spoke aluminum-alloy. Silver finish.	WRX STI: 17 x 8.0-inch 10-spoke BBS® aluminum-alloy. Silver or gold finish. WRX STI Limited: 17 x 8.0-inch 10-spoke aluminum-alloy. High-luster silver finish.
Tires	205/55 R16 89V M+S all-season	215/45 R17 91W M+S all-season	225/45 R17 90W ultra high-performance ²

EXTERIOR DIMENSIONS

EXTERIOR DIMENSIONS	SEDANS		WRX		WRX STI		SPORT WAGONS		WRX		OUTBACK SPORT	
	2.5i						2.5i					
Length	175.8 in.						175.8 in.					
Width	68.5 in.						66.7 in.		66.7 in.		67.3 in.	
Height ³	56.7 in.		56.7 in.		56.3 in.		58.5 in.		58.5 in.		60.6 in.	
Wheelbase	99.4 in.						99.4 in.					
Track (front/rear)	58.5 in./58.1 in.		58.5 in./58.3 in.		58.7 in./58.9 in.		57.7 in./57.3 in.		57.7 in./57.3 in.		57.5 in./57.3 in.	
Curb weight (manual/automatic)	2.5i 3,016 lbs./ 3,067 lbs.	WRX TR 3,192 lbs./ N/A	WRX 3,192 lbs./ N/A	WRX LIMITED 3,239 lbs./ 3,296 lbs.	WRX STI AND WRX STI LTD. 3,351 lbs./ N/A	2.5i 3,071 lbs./ 3,120 lbs.	WRX 3,252 lbs./ N/A	WRX LIMITED 3,294 lbs./ 3,347 lbs.	OUTBACK SPORT 3,067 lbs./ 3,120 lbs.	OUTBACK SPORT SPECIAL EDITION 3,067 lbs./ 3,120 lbs.		

INTERIOR DIMENSIONS

INTERIOR DIMENSIONS	SEDANS		SPORT WAGONS	
Headroom (front/rear)	38.6 in./36.7 in. (with moonroof: 36.3 in./36.6 in.)		39.7 in./37.3 in. (with moonroof: 37.2 in./37.3 in.)	
Legroom (f/r) Shoulder room (f/r)	42.9 in./33.0 in. 52.7 in./52.9 in.		42.9 in./33.7 in. 52.7 in./52.9 in.	
Passenger volume	87.6 cu. ft. (with moonroof: 84.5 cu. ft.)		90.4 cu. ft. (with moonroof: 87.1 cu. ft.)	
Cargo volume	11.0 cu. ft.		27.9 cu. ft. (61.6 cu. ft. with rear seat lowered)	

Impreza Specifications

EXTERIOR	2.5i AND 2.5i SPECIAL EDITION SEDAN/ 2.5i SPORT WAGON	WRX TR SEDAN	WRX SEDAN AND SPORT WAGON	WRX LIMITED SEDAN AND SPORT WAGON	WRX STI SEDAN	WRX STI LIMITED SEDAN	OUTBACK SPORT AND OUTBACK SPORT SPECIAL EDITION WAGONS
Multireflector low-beam and high-beam halogen headlights	●	●	●	●	–	–	●
High Intensity Discharge (HID) low-beam and multireflector halogen high-beam headlights	–	–	–	–	●	●	–
Projector-beam halogen fog lights	–	–	●	●	–	●	–
Aluminum-alloy hood	●	–	–	–	–	–	●
Aluminum-alloy hood with functional hood scoop (feeds turbocharger intercooler)	–	●	●	●	●	●	–
Front bumper with lower air intake, integrated front spoiler and corner spoilers	●	●	●	●	●	●	●
STI front-lip spoiler	–	–	–	–	–	●	–
Rear bumper with rear air diffuser	–	–	–	–	●	●	–
Body-color aerodynamic side ground effects	● ⁴	–	●	●	●	●	●
Rear spoiler	–	–	● ⁴	●	–	●	–
Trunk-mounted dual-plane and roof-mounted rear spoilers	–	–	–	–	●	–	–
Exhaust system with single chrome outlet	●	–	–	–	–	–	●
Sport-tuned exhaust system with single chrome outlet	–	●	●	●	–	–	–
STI high-performance-tuned exhaust system with single stainless-steel outlet	–	–	–	–	●	●	–
Body-color side mirrors	●	–	●	●	●	●	–
Body-color door handles	●	●	●	●	●	●	●
Heated side mirrors and windshield wipers de-icer	–	–	–	●	–	–	–
Two-speed windshield wipers with variable intermittent mode	●	●	●	●	●	●	●
Single-speed rear window wiper with fixed intermittent mode and de-icer	● ⁴	–	● ⁴	● ⁴	–	–	●
Black-finish raised roof rails	● ⁴	–	● ⁴	● ⁴	–	–	–
Black-finish raised roof rails with crossbars (100 lbs. capacity)	–	–	–	–	–	–	●
Power tilt/sliding-glass moonroof	● ⁵	–	–	●	–	●	–

SEATING AND TRIM

6-way manually adjustable driver's seat. 4-way manually adjustable front-passenger seat.	●	●	●	●	●	●	●
Sport-design front seats with height-adjustable active head restraints	●	●	–	–	–	–	●
Performance-design front seats with fixed integrated head restraints	–	–	●	●	–	–	–
STI-design front seats with fixed integrated head restraints and embroidered STI logos	–	–	–	–	●	●	–
Dual-stage heated front seats	–	–	–	●	–	●	–
Rear-center armrest with trunk pass-through	● ⁶	●	● ⁶	● ⁶	●	●	–
60/40-split flat-folding rear seatback	● ⁴	–	● ⁴	● ⁴	–	–	●
3-spoke steering wheel with manually adjustable tilt column	●	–	–	–	–	–	●
Leather-wrapped 3-spoke steering wheel with manually adjustable tilt column	–	●	●	●	–	–	–
Leather-wrapped 3-spoke STI-design steering wheel with contrasting red stitching	–	–	–	–	●	●	–
Leather-wrapped shifter handle	●	●	●	●	–	–	–
Leather-wrapped parking-brake handle	–	–	●	●	–	–	–
Leather-wrapped shifter and parking-brake handle with contrasting red stitching	–	–	–	–	●	●	–
Cloth upholstery	●	●	●	–	–	–	–
Leather-trimmed upholstery	–	–	–	●	–	●	–
Alcantara® upholstery	–	–	–	–	●	–	–
Tricot upholstery	–	–	–	–	–	–	●
Dark gray metallic trim on dash and console	●	●	●	●	●	●	●
Aluminum-alloy pedal covers (manual transmission only)	–	–	●	●	●	●	–
Carpeted floor mats	●	●	●	●	●	●	●

CONVENIENCE FEATURES

Power front and rear windows with driver's auto-down. Power mirrors.	●	●	●	●	●	●	●
Electronically controlled cruise control	●	●	●	●	●	●	●
Dual cupholders in center console	●	●	●	●	●	●	●
Dual retractable rear cupholders	●	–	●	●	●	●	●
Sun visors with concealed vanity mirrors	●	●	●	●	●	●	●
Auto-dimming rearview mirror with compass	–	–	–	–	–	●	–
In-dash storage compartment	●	●	–	–	–	–	● ⁷
Center console with armrest and enclosed storage compartment. Lockable and illuminated glove box.	●	●	●	●	●	●	●
12-volt power outlet in cargo area	–	–	–	–	–	–	●
Cargo-area compartment. Grocery bag hook. 4 tiedown hooks.	● ⁴	–	● ⁴	● ⁴	–	–	●
Retractable/removable cargo-area cover	● ⁴	–	● ⁴	● ⁴	–	–	●
Removable cargo-area tray	–	–	–	–	–	–	●

INSTRUMENTATION

Analog speedometer, tachometer, coolant temperature and fuel gauges with illuminated red needles on black faces and white indicators	●	●	●	●	●	●	●
Sport-design instrumentation with silver gauge trim rings	–	–	–	–	–	–	●
Sport-design instrumentation with silver gauge trim rings and center-mounted tachometer	–	●	●	●	–	–	–
STI-design instrumentation with aluminum gauge trim rings, center-mounted tachometer, gauge needles full-sweep on start-up and adjustable tachometer red-line warning with audible indicator	–	–	–	–	●	●	–
Digital clock and odometer including dual-mode trip odometer	●	●	●	●	●	●	●
Digital ambient temperature gauge	●	●	●	●	●	●	●

AUDIO SYSTEMS

80-watt 4-speaker audio system with single-disc in-dash CD player	●	●	–	–	–	–	–
120-watt 6-speaker premium audio system with 6-disc in-dash CD changer and MP3/WMA capability	● ⁵	–	●	●	●	●	–
240-watt 6-speaker premium audio system with subwoofer, 6-disc in-dash CD changer and MP3/WMA capability	–	–	–	–	–	–	● ⁸
Auxiliary audio jack	● ⁵	–	●	●	●	●	● ⁸
SIRIUS™ Satellite Radio capability ⁹	● ⁵	–	●	●	●	●	● ⁸

CLIMATE CONTROL

Manually adjustable CFC-free air conditioning system with air filtration system, rotary controls for temperature, 4-speed fan and airflow direction	●	●	–	–	–	–	–
Automatic climate control system with CFC-free air conditioning, air filtration system, rotary controls for temperature, 7-speed fan and airflow direction	● ⁵	–	●	●	●	●	● ⁸

SECURITY

Keyless entry system with answer-back electronic chirp	●	●	●	●	●	●	●
Antitheft security system with answer-back electronic chirp	●	●	●	●	●	●	●
Engine immobilizer	–	●	●	●	●	●	–

SAFETY

ACTIVE							
Subaru Symmetrical All-Wheel Drive (AWD)	●	●	●	●	●	●	●
SUBARU BOXER engine	●	●	●	●	●	●	●
4-wheel antilock brakes (ABS) with Electronic Brake-force Distribution (EBD)	●	●	●	●	●	●	●
4-wheel independent suspension	●	●	●	●	●	●	●
Daytime Running Lights (DRL)	●	●	●	●	●	●	●
PASSIVE							
Dual driver and front-passenger front air bags (SRS) ¹⁰	●	●	●	●	●	●	●
Subaru advanced frontal air bag system with driver's seat position sensor and front-passenger seat occupant detection sensor (SRS) ¹⁰	●	●	●	●	●	●	●
Front-seat-mounted head/chest side-impact air bags (SRS) ¹⁰	●	●	●	●	●	●	●
Height-adjustable active front-seat head restraints	●	●	–	–	–	–	●
Three individual rear head restraints (height-adjustable on sport wagons)	●	●	●	●	●	●	●
Height-adjustable 3-point front seat belts with pretensioners and force limiters. 3-point seat belts at all rear seating positions.	●	●	●	●	●	●	●
Rear child-safety door locks	●	●	●	●	●	●	●
Safety brake pedal system	●	●	●	●	●	●	●
Energy-absorbing collapsible steering column	●	●	●	●	●	●	●
Ring-Shaped Reinforcement Frame body structure with hydroformed front subframe structure	●	●	●	●	●	●	●


OPTIONAL EQUIPMENT

4-speed adaptive electronic direct-control automatic transmission	○	–	–	○	–	–	○
---	---	---	---	---	---	---	---

● Standard ○ Optional – Not available

¹ Subaru has applied the new SAE method for measuring horsepower and torque. ² Ultra high-performance summer-rated tires are best suited for driving under dry conditions and are not recommended for driving on slippery, snow-covered or icy roads. ³ Including roof rails on 2.5i and WRX Sport Wagons. Including roof rails and crossbars on Outback Sport Wagons. ⁴ Standard on sport wagon only. ⁵ Standard on 2.5i Special Edition Sedan only. ⁶ Standard on sedan only. ⁷ Standard on Outback Sport Wagon only. ⁸ Standard on Outback Sport Special Edition Wagon only. ⁹ Available as an accessory. Satellite radio hardware and required monthly subscription sold separately. See your dealer. ¹⁰ The Supplemental Restraint System (SRS) (air bags) affords the driver and front passenger additional protection in a moderate to severe frontal or side-impact collision. This system provides supplemental protection only, and seat belts must be worn in order to avoid injuries to out-of-position occupants upon bag deployment and to provide the best combined protection in a serious accident. Children should always be properly restrained in the rear seat.

Some images shown are for illustration purposes only. Specifications in this brochure are based on the latest product information available at the time of publication. For the most up-to-date product information, log on to www.subaru.com. Some equipment shown in photography in this brochure is optional at extra cost. Specific options may be available only in combination with other options. Specific combinations of equipment or features may vary from time to time and by geographic area. Certain accessories and equipment may not be available at the time of publication. Subaru of America, Inc., reserves the right to change or discontinue at any time, without notice, prices, colors, materials, equipment, accessories, specifications, models and packages without incurring any obligation to make the same or similar changes on vehicles previously sold. Colors shown may vary due to reproduction and printing processes. This brochure was prepared by Subaru of America, Inc. A warranty from Subaru of America, Inc., is available only on cars sold to the first retail purchaser through an authorized Subaru dealer in the continental U.S. or Alaska. Subaru, SUBARU BOXER, Impreza, WRX, STI, BBS, Brembo and SPT are registered trademarks. Alcantara is a registered trademark of Alcantara S.p.A. and Alcantara is produced by Toray Group. HomeLink is a registered trademark of Prince Corporation, a wholly owned subsidiary of Johnson Controls. TORSEN is a registered trademark of JTEKT Corporation. Think. Feel. Drive. is a trademark. For more information, contact your Subaru dealer or log on to www.subaru.com.



Redefining performance in three dimensions. | **Think. Feel. Drive.**